

# Metering pumps Model SD

Doseuro models SD are used in the most severe duty applications. Hydraulic Diaphragm pumps are the best solution when:

PUMPED LIQUID CONTAINS SMALL AMOUNTS OF SUSPENDED SOLID  
DIAPHRAGM RUPTURE DETECTOR IS REQUIRED

DOSED MEDIUM IS TOXIC, CORROSIVE, HAZARDOUS

LEAKAGE IS NOT ACCEPTABLE

HIGH PRESSURE IS NOT REQUIRED



## Applications

Injection of chemicals as coagulant, acids, polymers, oxygen scavenger, amine and much more.

Commonly used in the following applications:

- Water treatment
- Paper industry
- Chemical industry
- Food industry
- Cooling towers
- Power plants

## Features

- Built-in safety valve is installed in the hydraulic circuit, in order to protect the diaphragm against over pressure. diaphragm rupture detection system that can be via pressure gauge, pressure switch or pressure transmitter.
- PTFE diaphragm.
- Simplex and multi-head versions are available.
- BSPPm valve connections are standard. Flanged or other connections are available upon request.
- Cathaphoresis painting for gearbox.
- Endless screw worm gear box supported by bearings and fully lubricated in an oil bath.
- Fitted as standard with high quality 4 pole electric motor that conform to UNEL-MEC specifications, and range from 0.18kW to 0.75kW. Standard 3 phase voltages are 220-240V(Δ) 380-415 (Y) 50Hz / 220-280V(Δ) 380-480 (Y) 60Hz. Standard 1 phase voltage 230V-50Hz. Motors are available to meet a wide range of alternative specifications including; ATEX; different voltages, frequencies, higher insulation standards and more.
- Stroke adjustment can be made with the pump at rest or in operation and it can be manual or an automatic actuator can be driven by a 4-20 mA; different BUS; pneumatically.
- Components in wetted areas are available in a wide range of materials suitable for chemical injection applications.

Pump model	Type	Reducer ratio (SPM)		Capacity (Lt/H)		Max PSV set-up Pressure (Bar)				Connection	Diaphragm Ø (mm)
		50 Hz	60 Hz	50 Hz	60 Hz	S.S.316		PVC			
						0,18 kW	0,25 kW	0,18 kW	0,25 kW		
SD125N-8	F	58	70	1.5	1.8					1/2" BSP male	50
	C	96	116	2.4	2.88	13,5		11			
	B	116		3							
SD125N-12	I	35	42	2.7	3.2					1/2" BSP male	50
	F	58	70	4.5	5.4	13,5		11			
	C	96	116	7.4	8.88						
	B	116		9							
SD125N-18	I	35	42	6.6	7.9					1/2" BSP male	50
	F	58	70	11	13.2	13,5		11			
	C	96	116	18	21.6						
	B	116		22							
SD125N-25	I	35	42	12.6	15.1					1/2" BSP male	70
	F	58	70	21	25.2	13,5		11			
	C	96	116	34	40.8						
	B	116		42							
SD125N-30	I	35	42	18	21.6	9	13,5	11		1/2" BSP male	70
	F	58	70	30	36						
	C	96	116	49	58.8						
	B	116		60							
SD125N-40	I	35	42	32.5	39	5	8,5	5	8,5	1/2" BSP male	90
	F	58	70	54	65						
	C	96	116	89	106.8						
	B	116		34.24							

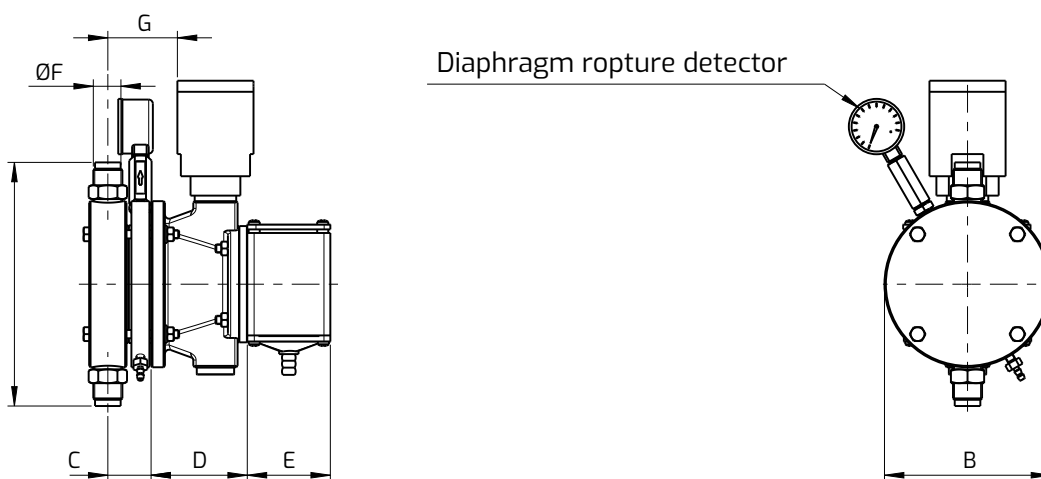
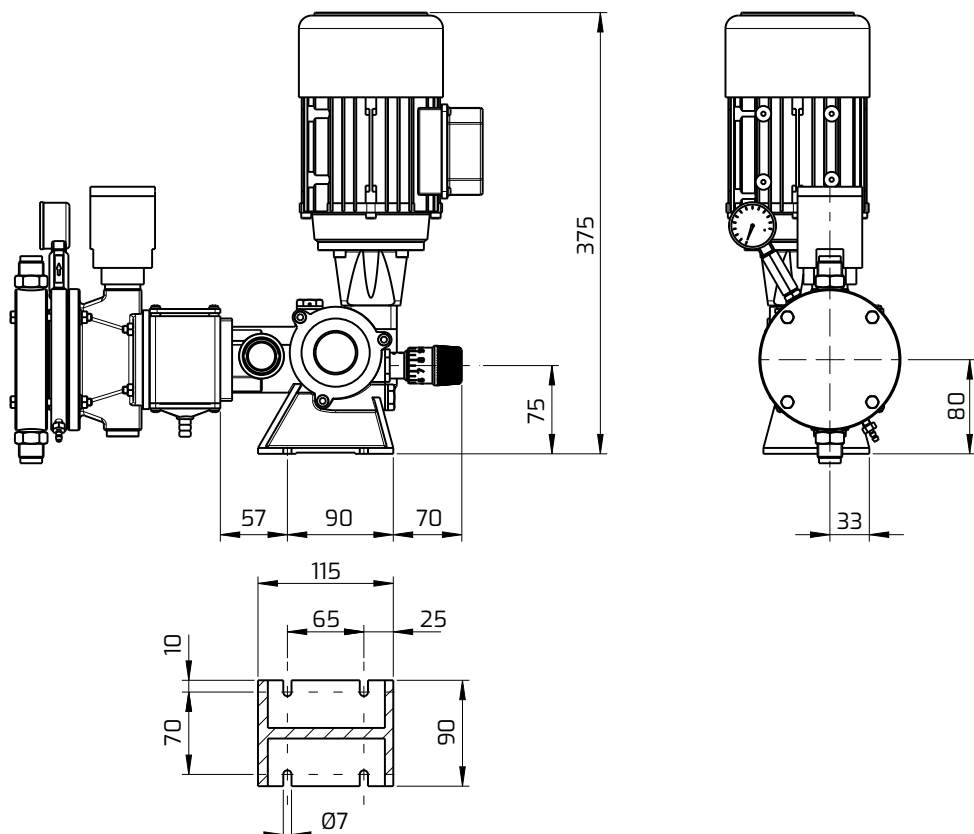
Pump model	Type	Reducer ratio (SPM)		Capacity (Lt/H)		Max PSV set-up Pressure (Bar)				Connection	Diaphragm Ø (mm)
		50 Hz	60 Hz	50 Hz	60 Hz	5.5.316		PVC			
						0,25 kW	0,37 kW	0,25 kW	0,37 kW		
SD175N-8	F	70	84	2.6	3.12					1/2" BSP male	50
	C	96	116	3.5	4.2	14		11			
	B	120		4.4							
SD175N-12	F	70	84	7.6	9.12					1/2" BSP male	50
	C	96	116	10.4	12.4	14		11			
	B	120		13							
SD175N-18	F	70	84	18	21.6					1/2" BSP male	70
	C	96	116	24	28.8	14		11			
	B	120		32							
SD175N-25	F	70	84	36	43.2					1/2" BSP male	70
	C	96	116	49	58.8	14		11			
	B	120		61							
SD175N-30	F	70	84	51	61.2					1/2" BSP male	70
	C	96	116	69	82.8	14		11			
	B	120		88							
SD175N-40	F	70	84	92	110.4					1/2" BSP male	90
	C	96	116	126	151.2	9	13	9			
	B	120		158							
SD175N-50	F	70	84	144	172.8					3/4" BSP male	120
	C	96	116	197	236.4	5	7	5	7		
	B	120		247							
SD175N-55	F	70	84	174	208.8					3/4" BSP male	120
	C	96	116	238	285.6	4	7	4	7		
	B	120		299							
SD175N-65	F	70	84	243	291.6					3/4" BSP male	120
	C	96	116	333	399.6	3	5	3	5		
	B	120		418							

Pump model	Type	Reducer ratio (SPM)		Capacity (Lt/H)		Max PSV set-up Pressure (Bar)				Connection	Diaphragm Ø (mm)
		50 Hz	60 Hz	50 Hz	60 Hz	S.S.316		PVC			
						0,55 kW	0,75 kW	0,55 kW	0,75 kW		
SD250N-40	F	56	67	105	126	7,2		7		¾" BSP male	120
	C	96	116	180	216						
	B	112		210							
SD250N-50	F	56	67	165	198	7,2		7		¾" BSP male	120
	C	96	116	282	338						
	B	112		330							
SD250N-55	F	56	67	200	240	7,2		7		¾" BSP male	120
	C	96	116	342	410						
	B	112		400							
SD250N-65	F	56	67	278	333.6	5,9		5,9		1" BSP male	160
	C	96	116	476	571.2						
	B	112		556							
SD250N-75	F	56	67	371	445.2	4,3	5,7	4,3	5,7	1" BSP male	160
	C	96	116	636	763.2						
	B	112		742							
SD250N-90	F	56	67	534	640.8	3,1	4	3,1	4	1" BSP male	160
	C	96	116	915	1098						
	B	112		1068							

## Wetted parts code for standard materials

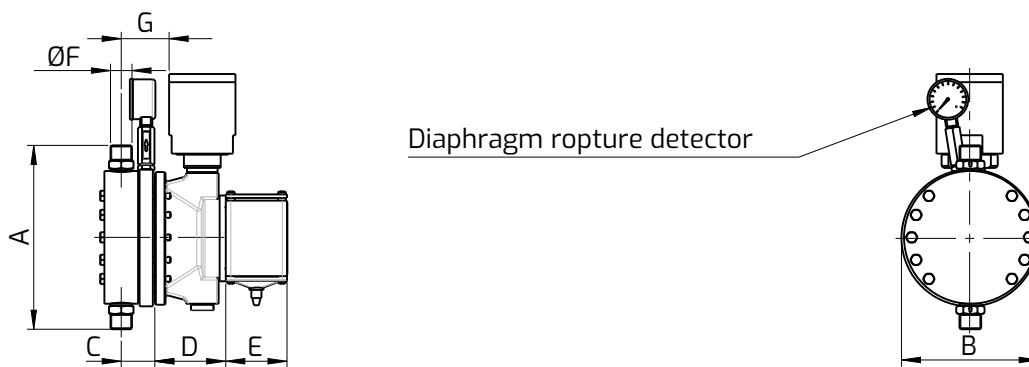
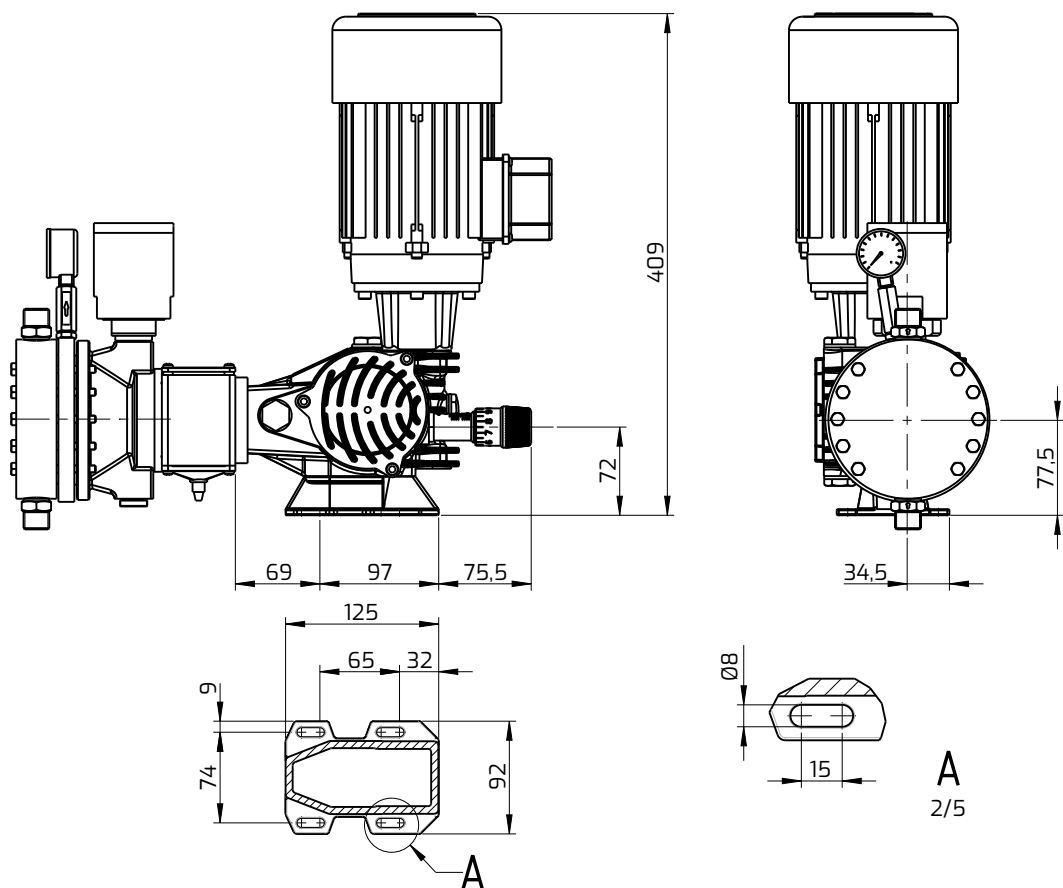
Standard construction materials (wetted parts only)						
Material codes	Pump head	Diaphragm	Valve ball	Valve seat	Valve gasket	
05	S.S.316L	PTFE	S.S.316L	S.S.316L	FPM	
03	PVC	PTFE	Pyrex	PVDF	FPM	
07	PP	PTFE	Pyrex	PVDF	FPM	
32	PVDF	PTFE	Pyrex	PVDF	FPM	

SD125N



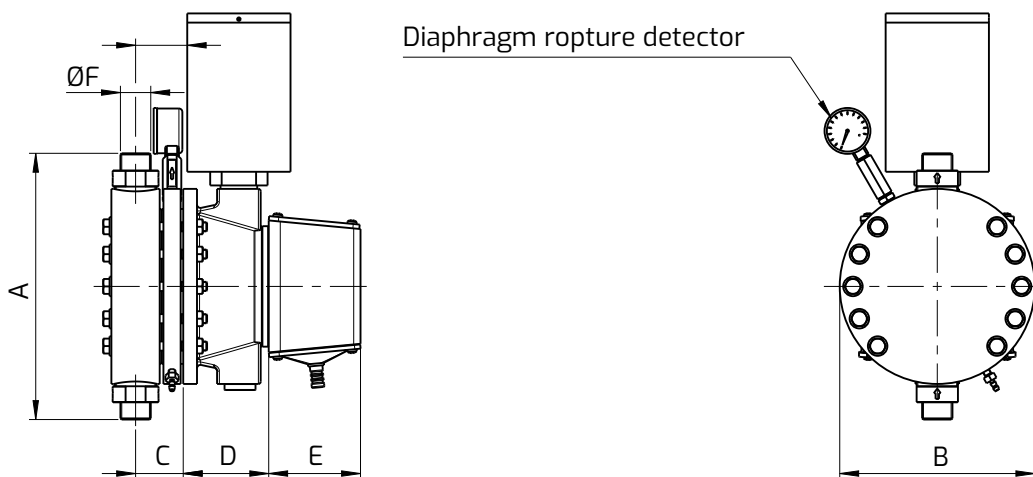
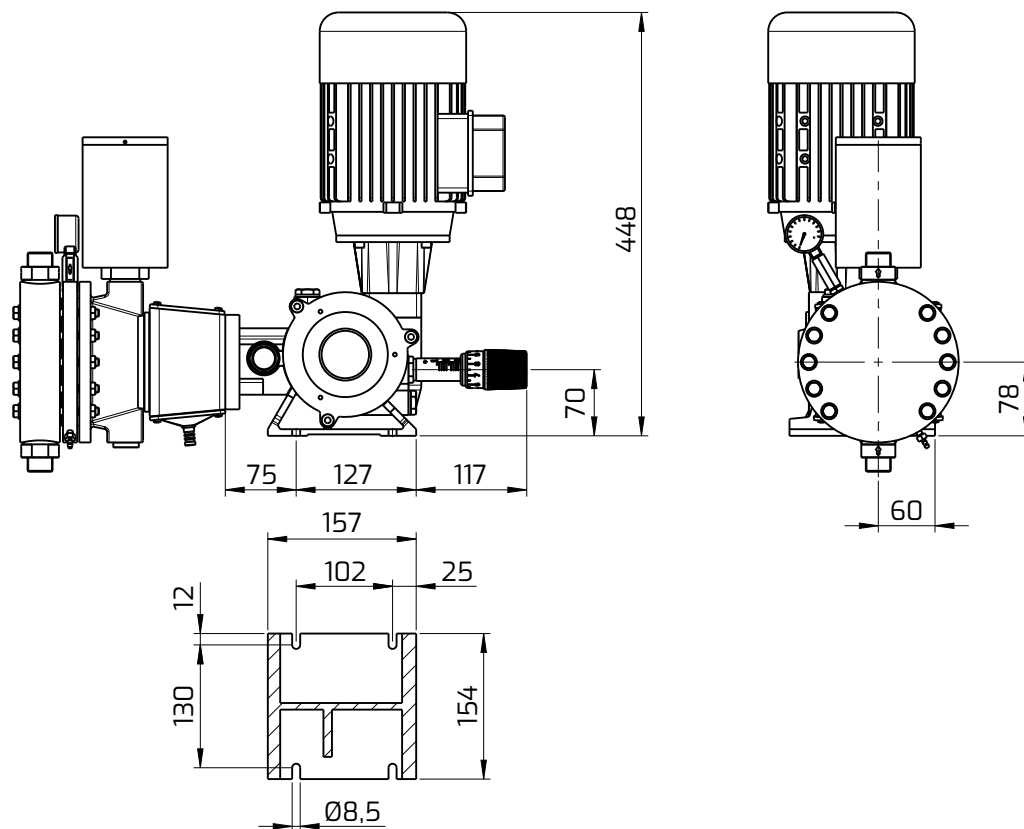
Pump model	Execution INOX								Execution Plastic							
	A	B	C	D	E	G	$\varnothing F$	Kg	A	B	C	D	E	G	$\varnothing F$	Kg
SD 125N-08	156	100	31	69,5	60	50	1/2" Gm	11,5	178	110	35	69,5	60	54	1/2" Gm	10
SD 125N-12	156	100	31	69,5	60	50	1/2" Gm	11,5	178	110	35	69,5	60	54	1/2" Gm	10
SD 125N-18	176	120	31	69,5	60	50	1/2" Gm	12,5	198	130	35	69,5	60	54	1/2" Gm	11
SD 125N-25	176	120	31	69,5	60	50	1/2" Gm	12,5	198	130	35	69,5	60	54	1/2" Gm	11
SD 125N-30	170	120	31	69,5	60	45,5	1/2" Gm	13	232	130	35	69,5	60	49,5	1/2" Gm	11,5
SD 125N-40	180	130	35	69,5	60	47	1/2" Gm	14,5	241	140	41	69,5	60	55	1/2" Gm	11,5

SD175N

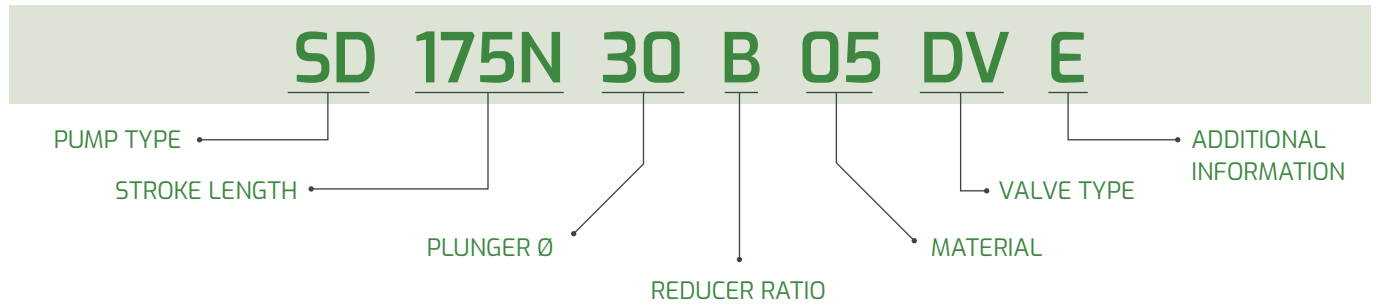


Pump model	Execution INOX								Execution Plastic							
	A	B	C	D	E	G	øF	Kg	A	B	C	D	E	G	øF	Kg
SD 175N-08	156	100	31	69,5	60	50	1/2" Gm	13	178	110	35	69,5	60	54	1/2" Gm	12,5
SD 175N-12	156	100	31	69,5	60	50	1/2" Gm	13	178	110	35	69,5	60	54	1/2" Gm	12,5
SD 175N-18	176	120	31	69,5	60	50	1/2" Gm	14	198	130	35	69,5	60	54	1/2" Gm	12,5
SD 175N-25	176	120	31	69,5	60	50	1/2" Gm	14	198	130	35	69,5	60	54	1/2" Gm	12,5
SD 175N-30	170	120	31	69,5	60	45	1/2" Gm	14,5	232	130	35	69,5	60	53,5	1/2" Gm	13
SD 175N-40	180	130	32	69,5	60	45,5	1/2" Gm	15,5	241	140	41	69,5	60	55	1/2" Gm	13,5
SD 175N-50	232	170	42	74,5	80	48	3/4" Gm	17	245	180	44	74,5	80	47	3/4" Gm	17,5
SD 175N-55	232	170	42	80,5	80	45	3/4" Gm	21,5	245	180	44	80,5	80	47	3/4" Gm	17,5
SD 175N-65	232	170	42	84,5	80	55	3/4" Gm	22	245	810	44	84,5	80	57	3/4" Gm	17,5

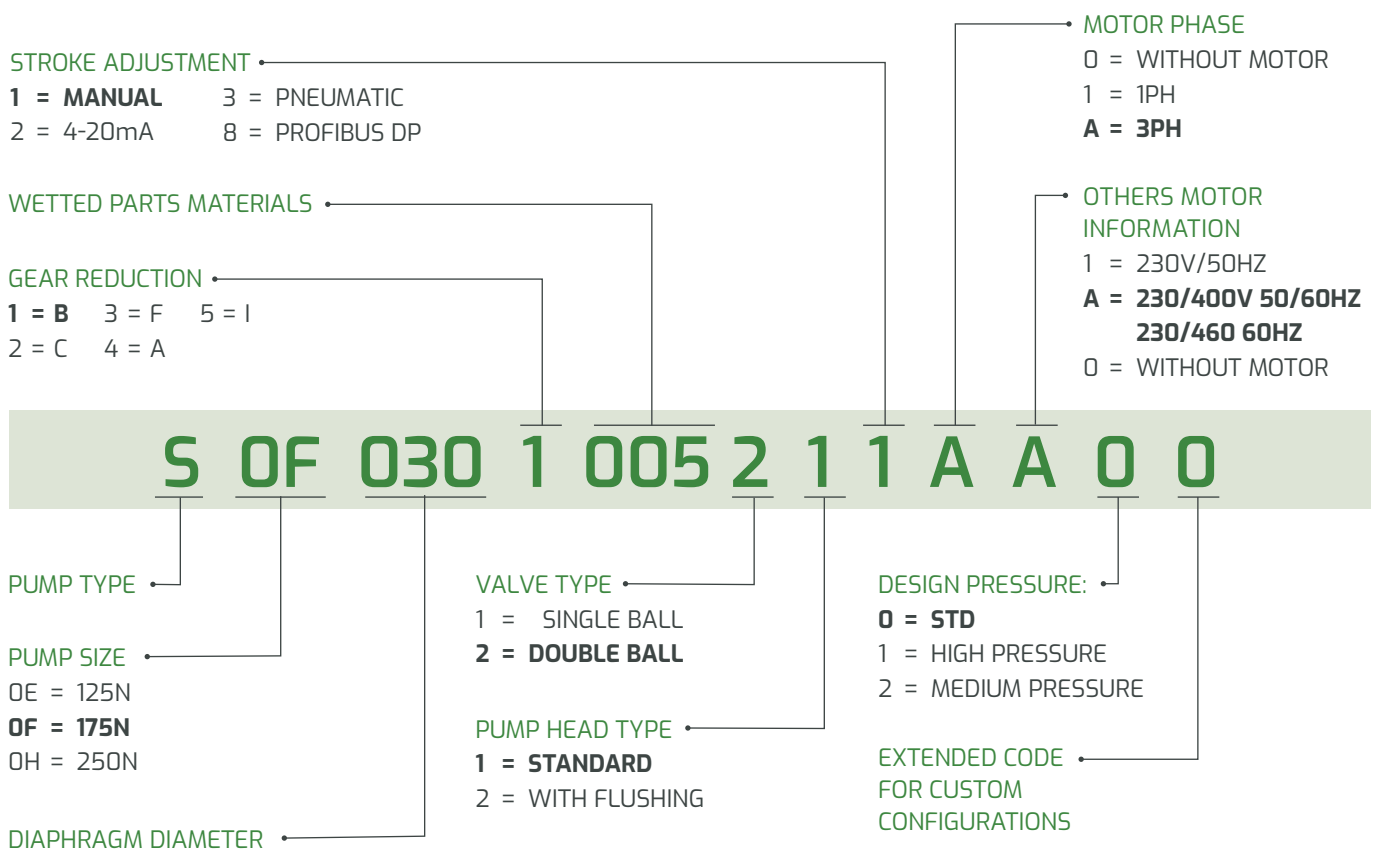
SD250N



Pump model	Execution INOX								Execution Plastic							
	A	B	C	D	E	G	ØF	Kg	A	B	C	D	E	G	ØF	Kg
SD 250N-08	232	170	42	74,5	80	45	¾" Gm	29,5	245	180	45	74,5	80	48	¾" Gm	24
SD 250N-12	232	170	42	74,5	80	45	¾" Gm	30	245	180	44	74,5	80	47	¾" Gm	25
SD 250N-18	232	170	42	80,5	80	45	¾" Gm	31	245	180	44	80,5	80	47	¾" Gm	26
SD 250N-25	322	210	47	97,5	80	68	1" Gm	39	320	220	54	97,5	80	75	1" Gm	30
SD 250N-30	322	210	47	97,5	80	68	1" Gm	39,5	320	220	54	97,5	80	75	1" Gm	30
SD 250N-40	322	210	47	101,5	80	68	1" Gm	41,5	320	220	54	101,5	80	75	1" Gm	32



## How to read the pump code



Data is for reference only and subject to change without notice.



# Metering pumps Model SD for high pressure

Doseuro models SD are used in the most severe duty applications. Hydraulic Diaphragm pumps are the best solution when:

PUMPED LIQUID CONTAINS SMALL AMOUNTS OF SUSPENDED SOLID PARTICLES

DOSED MEDIUM IS TOXIC, CORROSIVE, HAZARDOUS

LEAKAGE IS NOT ACCEPTABLE

HIGH PRESSURE IS REQUIRED

DIAPHRAGM RUPTURE DETECTOR IS REQUIRED



## Applications

Injection of chemicals as tri-sodium phosphate, Oxygen Scavenger, Amine and much more.

Commonly used in the following applications:

- Water treatment
- Cooling towers
- Power plants

## Features

- Built-in safety valve is installed in the hydraulic circuit, in order to protect the diaphragm against over pressure. Diaphragm rupture detection system can be by: pressure gauge, pressure switch or pressure transmitter.
  - PTFE diaphragm.
  - Simplex and multi-head versions are available.
  - BSPPm valve connections are standard. Flanged or other connections are available upon request.
  - Cathaphoresis painting for gearbox.
  - Endless screw worm gear box supported by bearings and fully lubricated in an oil bath.
  - Fitted as standard with high quality 4 pole electric motor that conform to UNEL-MEC specifications, and range from 0.18kW to 0.75kW.
- Standard 3 phase voltages are 220-240V(Δ) 380-415 (Y) 50Hz / 220-280V(Δ) 380-480 (Y) 60Hz. Standard 1 phase voltage 230V-50Hz. Motors are available to meet a wide range of alternative specifications including: ATEX; different voltages, frequencies, higher insulation standards and more.
- Stroke adjustment can be made with the pump at rest or in operation and it can be manual or an automatic actuator can be driven by a 4-20 mA; different BUS; pneumatically.
  - Components in wetted areas are available in a wide range of materials suitable for chemical injection applications.

Pump model	Type	Reducer ratio (SPM)		Capacity (Lt/H)		Max PSV set-up Pressure (Bar)		Connection	Diaphragm Ø (mm)
		50 Hz	60 Hz	50 Hz	60 Hz	0,18 kW	0,25 kW		
SD125N-8	F	58	70	1.5	1.8	40	N.A.	1/2" BSP male	50
	C	96	116	2.4	2.88				
	B	116		3					
SD125N-12	I	35	42	2.7	3.2	40	N.A.	1/2" BSP male	50
	F	58	70	4.5	5.4				
	C	96	116	7.4	8.88				
	B	116		9					
SD125N-18	I	35	42	6.6	7.9	21	40	1/2" BSP male	50
	F	58	70	11	13.2				
	C	96	116	18	21,6				
	B	116		22					
SD125N-25	I	35	42	12.6	15.1	N.A.	22	1/2" BSP male	70
	F	58	70	21	25.2				
	C	96	116	34	40,8				
	B	116		42					
SD125N-30	I	35	42	18	21.6	N.A.	15	1/2" BSP male	70
	F	58	70	30	36				
	C	96	116	49	58.8				
	B	116		60					

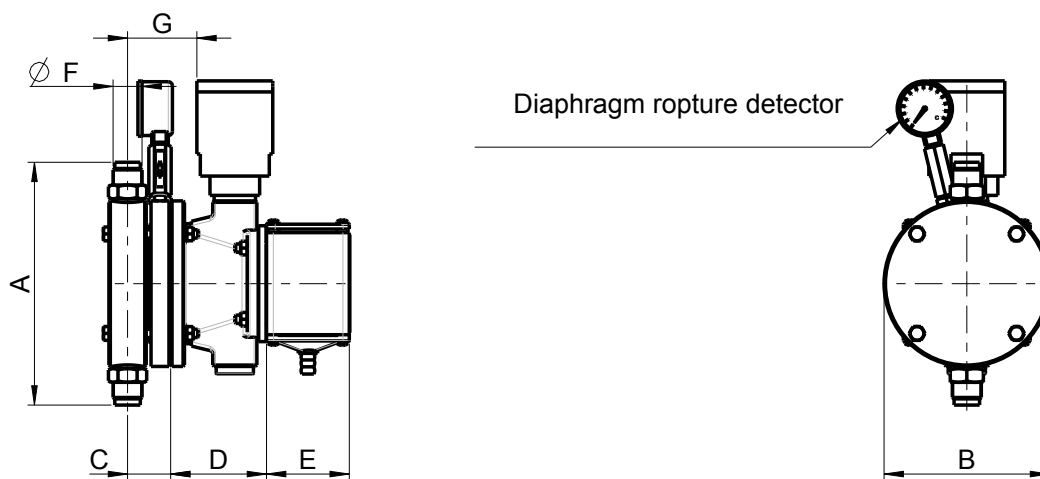
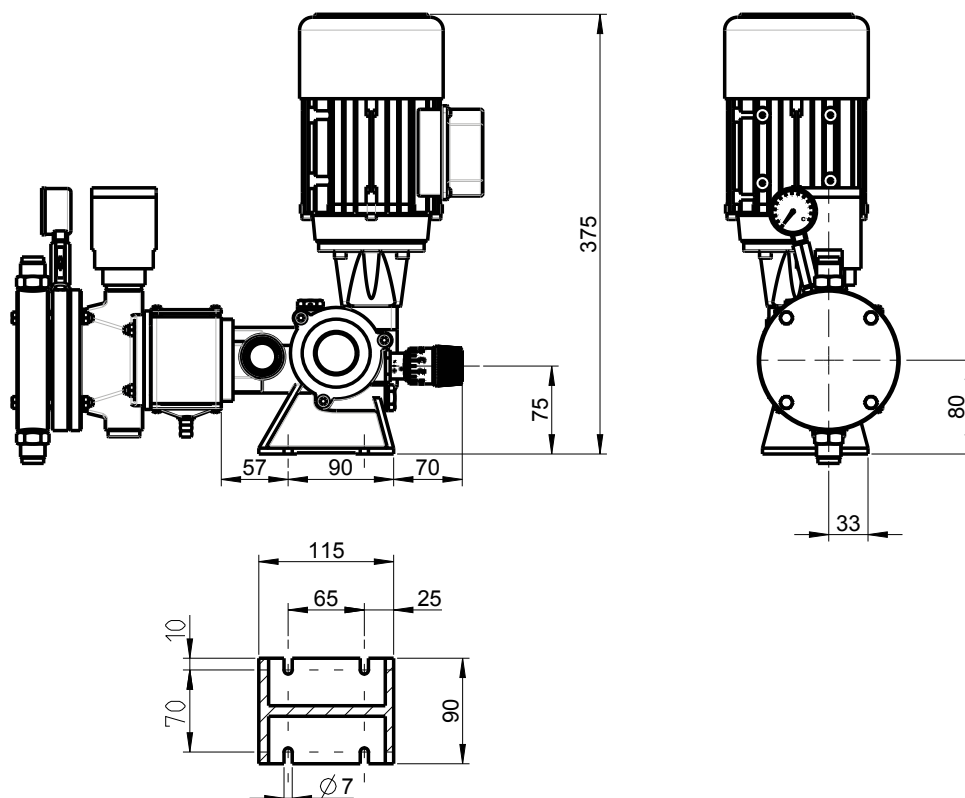
Pump model	Type	Reducer ratio (SPM)		Capacity (Lt/H)		Max PSV set-up Pressure (Bar)		Connection	Diaphragm Ø (mm)
		50 Hz	60 Hz	50 Hz	60 Hz	0,25 kW	0,37 kW		
SD175N-8	F	70	84	2.6	3.12	40	N.A.	1/2" BSP male	50
	C	96	116	3.5	4.2				
	B	120		4.4					
SD175N-12	F	70	84	7.6	9.12	40	N.A.	1/2" BSP male	50
	C	96	116	10.4	12.4				
	B	120		13					
SD175N-18	F	70	84	18	21.6	40	N.A.	1/2" BSP male	70
	C	96	116	24	28.8				
	B	120		32					
SD175N-25	F	70	84	36	43.2	25	35	1/2" BSP male	70
	C	96	116	49	58.8				
	B	120		61					
SD175N-30	F	70	84	51	61.2	N.A.	24	1/2" BSP male	70
	C	96	116	69	82.8				
	B	120		88					
SD175N-40	F	70	84	92	110.4	N.A.	13	1/2" BSP male	90
	C	96	116	126	151.2				
	B	120		158					
SD175N-50	F	70	84	144	172.8	N.A.	8,5	3/4" BSP male	120
	C	96	116	197	236,4				
	B	120		247					

Pump model	Type	Reducer ratio (SPM)		Capacity (Lt/H)		Max PSV set-up Pressure (Bar)		Connection	Diaphragm Ø (mm)
		50 Hz	60 Hz	50 Hz	60 Hz	0,55 kW	0,75 kW		
SD250N-40	F	56	67	105	126	15,7	20,7	¾" BSP male	120
	C	96	116	180	216				
	B	112		210					
SD250N-50	F	56	67	165	198	9,9	13,2	¾" BSP male	120
	C	96	116	282	338				
	B	112		330					
SD250N-55	F	56	67	200	240	9	10,8	¾" BSP male	120
	C	96	116	342	410				
	B	112		400					
SD250N-65	F	56	67	278	333.6	N.A.	7,9	1" BSP male	160
	C	96	116	476	571.2				
	B	112		556					

## Wetted parts code for standard materials

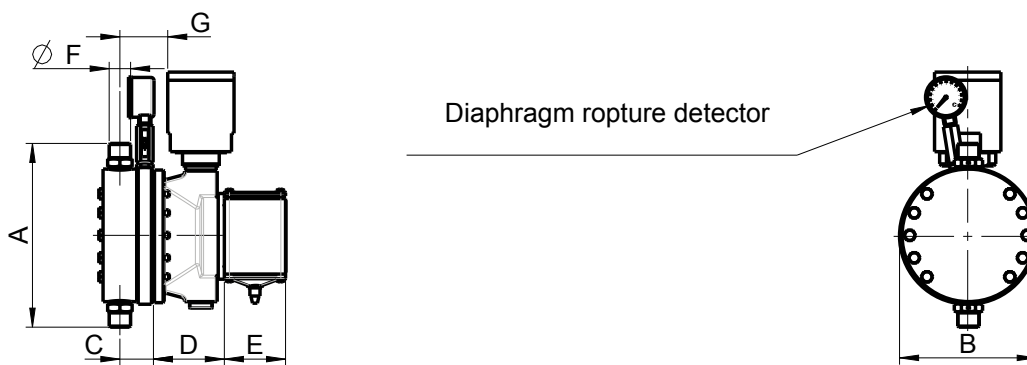
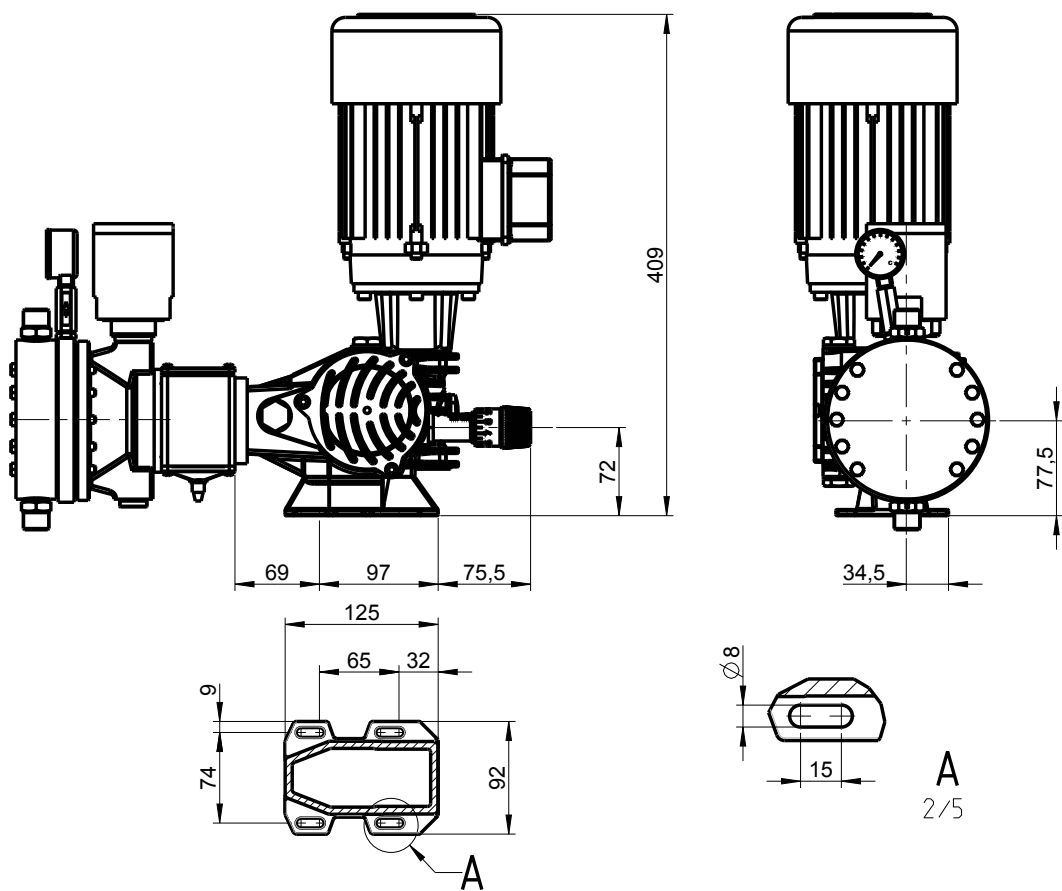
Standard construction materials (wetted parts only)					
Material codes	Pump head	Diaphragm	Valve ball	Valve seat	Valve gasket
06	S.S.316L	PTFE	S.S.316L	S.S.316L	FPM

SD125N



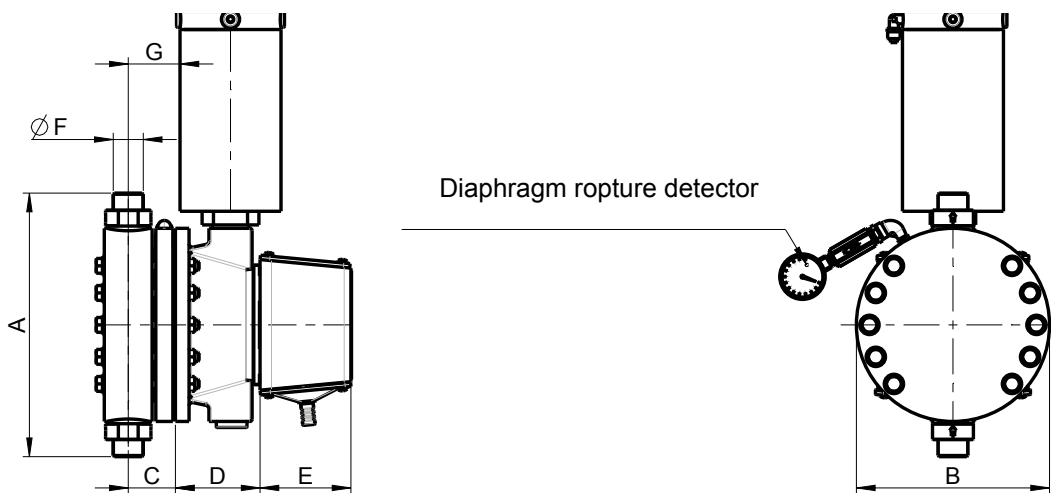
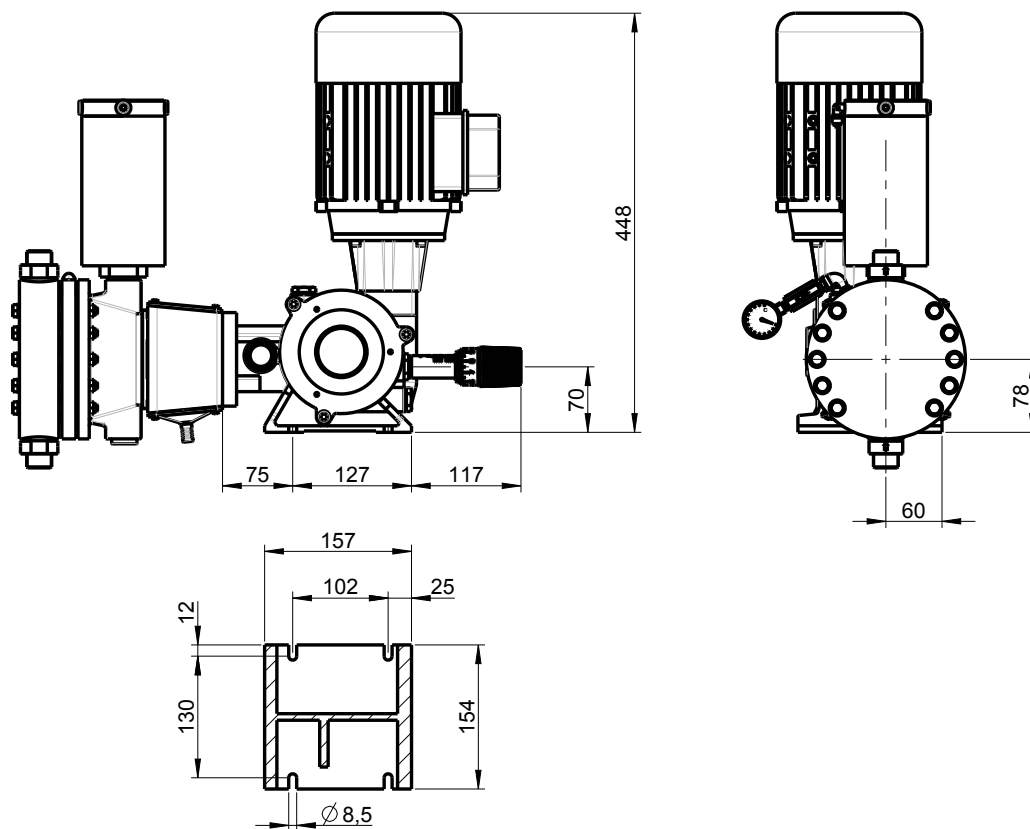
Pump model	Execution INOX							Kg
	A	B	C	D	E	G	øF	
SD 125N-08	156	100	31	69,5	60	50	1/2" Gm	11,5
SD 125N-12	156	100	31	69,5	60	50	1/2" Gm	11,5
SD 125N-18	176	120	31	69,5	60	50	1/2" Gm	12,5
SD 125N-25	176	120	31	69,5	60	50	1/2" Gm	12,5
SD 125N-30	170	120	31	69,5	60	45,5	1/2" Gm	13

SD175N

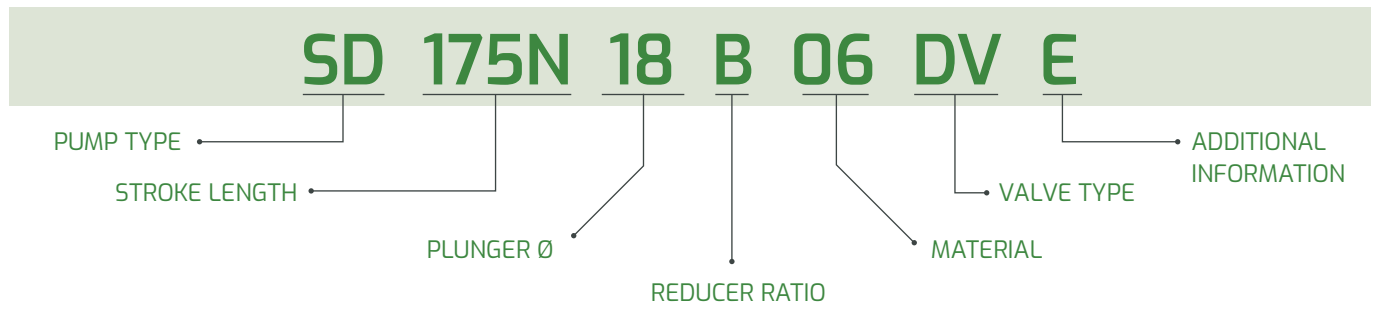


Pump model	Execution INOX							Kg
	A	B	C	D	E	G	$\varnothing F$	
SD 175N-08	156	100	31	69,5	60	50	1/2" Gm	13
SD 175N-12	156	100	31	69,5	60	50	1/2" Gm	13
SD 175N-18	176	120	31	69,5	60	50	1/2" Gm	14
SD 175N-25	176	120	31	69,5	60	50	1/2" Gm	14
SD 175N-30	170	120	31	69,5	60	45	1/2" Gm	14,5
SD 175N-40	180	130	32	69,5	60	45,5	1/2" Gm	15,5
SD 175N-50	232	170	42	74,5	80	48	3/4" Gm	17

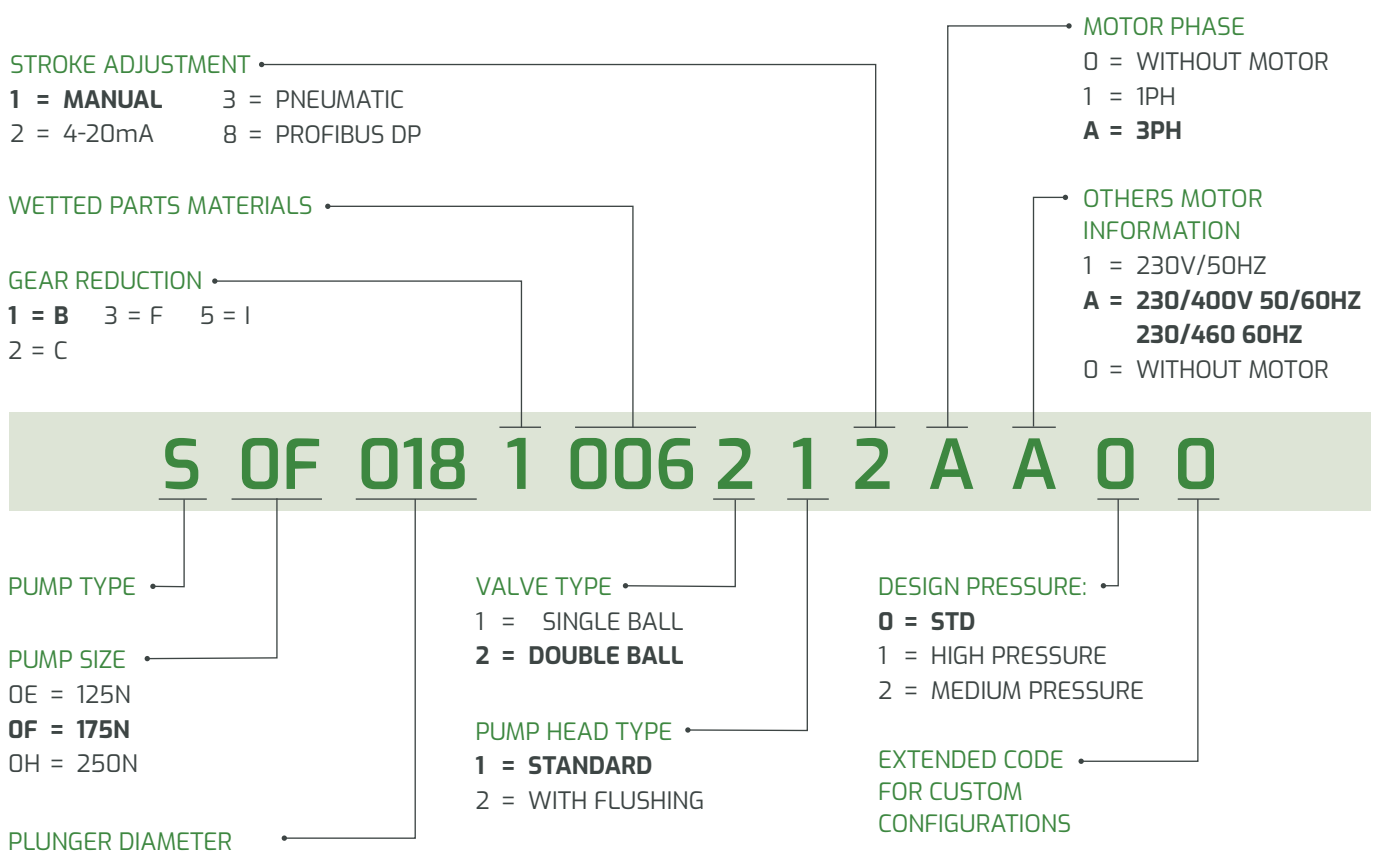
SD250N



Pump model	Execution INOX							Kg
	A	B	C	D	E	G	$\varnothing F$	
SD 250N-40	232	170	42	74,5	80	45	3/4" Gm	29,5
SD 250N-50	232	170	42	74,5	80	45	3/4" Gm	30
SD 250N-55	232	170	42	80,5	80	45	3/4" Gm	31
SD 250N-65	322	210	47	97,5	80	68	1" Gm	39



## How to read the pump code



Data is for reference only and subject to change without notice.