


BEDU
≡ POMPEN ≡

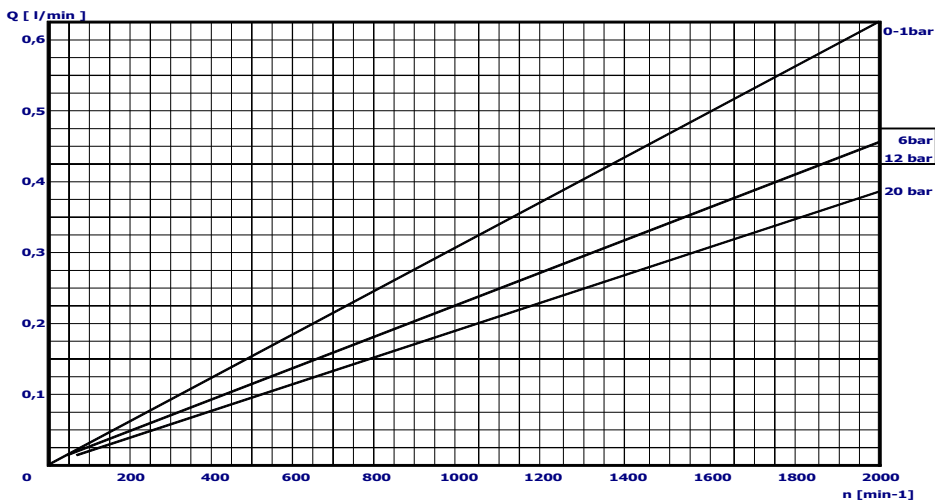
Industrial pump Range M

Progressing cavity pump

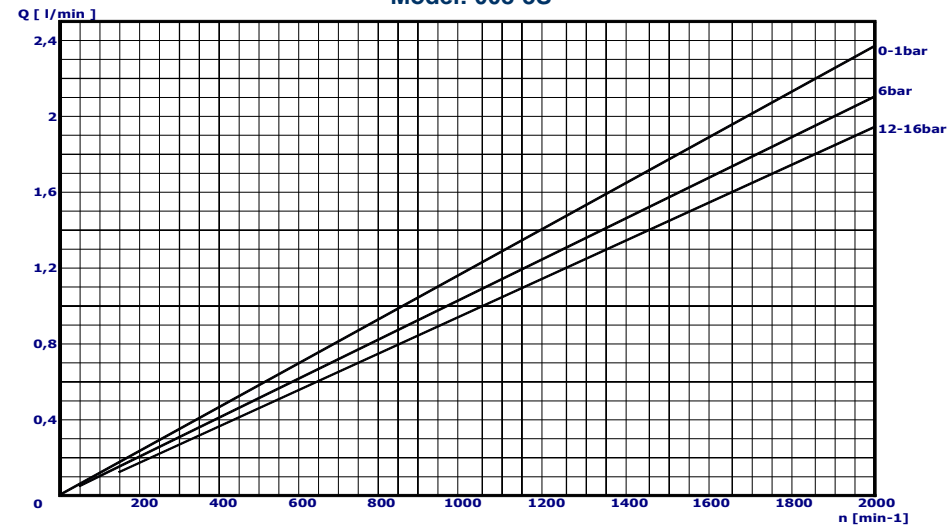


made for your process

Model: 005-4S



Model: 008-3S



Model: 010-3S



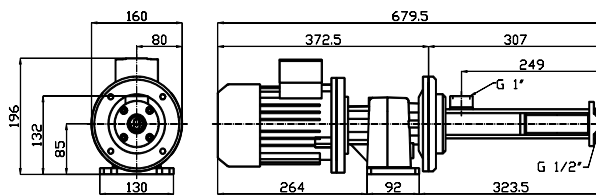
Serie "M"

Features:

- High dosing accuracy
- Capacity depending directly on the rotor speed.
- Reversible flow's direction.
- 3 Rotor and stator sizes for different dosing capacities in the same modular system.
- Low-pulsation pumping
- Completely made in Aisi 316

Capacity : up to 50 l/h - up to 13 gallons/h

Pressure : up to 18 bar



The logo consists of the word "BEDU" in a large, bold, white sans-serif font, with "POMPEN" in a smaller, white sans-serif font below it. The text is centered within a dark teal square, which is itself centered within a white-bordered square.

BEDU
POMPEN

made for your process

- Expert advice
- A customer-oriented organization that adapts to the requirements and wishes of your organization
- Innovative and customized solutions
- Breakdownservice, 24 hours a day, 7 days a week
- Technical service with extensive test facilities, working from our own workplace or at your location
- A fast and appropriate solution for all your issues
- Wide range of liquid pumps
- Repair, maintenance and revision

BEDU POMPEN B.V.
Poort van Midden Gelderland Rood 10
6666 LT HETEREN
Nederland
Telefoon +31 (0)88 4802 900
E-mail sales@bedu.eu

WWW.BEDU.NL

BEDU BELGIUM B.V.B.A.
Industriepark-West 75
9100 SINT-NIKLAAS
België
Telefoon +32 (0)3 80 87 980
E-mail sales@bedu.eu

WWW.BEDU.BE

